



Quarterly Water Quality Status of the KLIPRIVIER Catchment

As on 2015/08/04

SAMPLE POINT	QUARTER	ELEMENT																
		AL	CHLORIDE	COD	CONDUCTIVITY	ECOLI	F	FCOLI	FE	MG	MN	N	NA	NOX	P	PH	SS	SULPHATES
D1 CINDERELLA DAM OUTFLOW	1		50.7	10.0	101.3	4.7	0.4	9.7	0.2	49.2	1.1	2.5	57.0	1.0	0.1	7.6	12.7	397.7
	2		52.7	26.0	103.0	44 333.3	0.4	49 027.3	0.2	45.3	0.3	2.8	66.2	1.2	0.1	7.7	5.0	478.0
	3		34.3	5.0	80.7	20.7	0.3	29.0	0.2	26.3	3.1	1.6	32.2	0.7	0.1	8.0	5.0	351.0
	4		62.3	7.7	152.7	47.0	0.4	83.7	0.2	47.3	10.1	5.2	62.3	1.2	0.1	7.5	7.0	798.7
D2 DIXIE SPRUIT	1	0.1	76.3	11.0	122.7	672.0	0.3	839.7	0.0	53.3	0.2	0.8	58.4	1.8	0.2	7.7	8.0	535.0
	2	0.0	173.7	9.3	106.0	1 375.3	0.4	3 339.0	0.1	46.7	0.2	0.2	60.7	3.8	0.2	7.9	8.7	814.3
	3	0.1	35.0	7.7	66.0	85.7	0.4	184.3	0.2	31.0	0.1	0.3	35.8	0.5	0.1	6.7	5.0	187.0
	4	0.1	78.3	10.0	141.7	122.7	0.3	151.7	0.1	35.3	0.1	0.3	42.4	0.2	0.1	7.4	9.0	681.0
E1 TEDSTONEVILLE EXT 1	1		84.0	25.3	345.3		0.2	3 556.7	1.4	122.7	0.6	3.5	124.7	3.5	0.1	7.0	35.3	1 238.3
	2		69.3	18.0	279.7	10 000.0	0.2	27 000.0	7.5	92.2	0.6	2.0	120.8	4.0	0.1	6.9	93.7	1 669.7
	3		104.3	64.3	371.7		0.2	221 936.7	0.5	89.1	0.6	2.3	152.0	3.6	0.1	6.9	19.0	2 285.0
	4		110.5	8.3	389.3		0.1	1 927.5	0.4	152.6	0.5	1.6	168.0	3.8	0.1	6.8	31.0	2 460.0
E2 BRUG STR ELSBURG	1		111.7	29.3	339.0	163 333.3	0.3	203 333.3	2.3	107.4	2.0	3.3	134.6	3.4	0.2	7.5	49.0	1 545.0
	2		87.3	47.7	325.0	216 666.7	0.3	346 666.7	1.0	90.9	0.6	12.5	146.5	3.0	0.1	7.6	27.0	1 740.0
	3		98.0	45.3	302.7	523 333.3	0.3	1 153 333.4	1.3	64.0	0.8	4.8	107.8	1.8	0.1	6.7	51.7	2 670.0
	4		103.3	75.7	348.0	503 333.3	0.2	730 000.0	1.8	141.8	0.5	2.7	143.2	2.6	0.1	7.6	59.3	2 106.7
E3 NIEMAND STR W/VILLE	1	0.8	96.7	32.7	310.7	8 966.7	0.3	17 833.3	3.9	53.0	1.4	3.9	151.5	1.2	0.2	7.5	44.7	1 750.0
	2	0.3	84.0	37.3	187.7	63 666.7	0.3	191 000.0	1.8	40.5	0.6	2.1	88.1	2.4	0.1	7.4	47.7	827.0
	3	0.3	125.0	33.3	174.3	3 636 500.0	0.3	3 649 600.0	2.0	41.7	0.4	1.5	112.2	3.9	0.2	7.1	25.3	692.0
	4	0.3	134.3	27.0	308.3	43 333.3	0.3	350 000.0	1.6	119.5	0.6	2.3	149.1	2.0	0.1	7.3	27.7	1 815.0
E4 NEDERVEEN STR W/VILLE	1	0.6	103.3	43.0	223.3	375.0	0.3	646.7	1.9	53.0	1.8	2.6	96.7	1.4	0.2	7.2	23.3	1 146.7
	2	0.2	72.3	18.3	218.0	1 150.0	0.3	1 383.3	0.9	62.8	1.7	1.9	114.5	1.1	0.1	7.4	13.0	1 022.0
	3	0.1	88.3	27.3	219.7	770.0	0.3	2 306.7	0.6	58.4	1.3	0.9	96.1	1.5	0.1	7.4	17.7	1 074.0
	4	0.1	120.3	15.7	283.3	800.0	0.3	2 570.0	0.3	87.0	0.9	1.8	115.5	2.7	0.1	7.2	21.7	1 840.0
NAT1 ALBERTON NORTH	1	0.4	49.7	28.3	67.0	97.3	0.3	111.3	6.4	22.1	3.8	4.0	30.8	1.3	0.1	7.2	6.7	238.3
	2	0.3	39.0	11.7	65.7	3 474.0	0.2	3 775.0	0.7	19.3	3.0	2.9	21.6	0.6	0.1	7.7	7.7	218.3
	3	0.3	35.0	7.3	60.5	12 565.0	0.3	23 112.5	1.4	19.5	2.7	2.1	24.1	0.9	0.1	7.4	10.0	192.0
	4	0.2	53.3	31.3	67.7	9 433.3	0.3	10 433.3	1.1	19.0	0.9	4.1	25.5	1.7	0.1	7.3	20.3	173.7
NAT2 HEDELBURG RD	1	0.6	39.7	16.7	48.7	5 406.7	0.3	7 880.0	1.1	12.0	1.2	3.0	18.5	0.8	0.1	7.4	22.0	144.0
	2	0.1	38.7	8.3	62.3	4 466.7	0.2	7 633.3	0.5	15.6	1.7	3.6	19.5	2.2	0.1	7.5	7.7	188.7
	3	0.1	38.3	8.3	62.3	34 800.0	0.2	37 333.3	0.6	23.0	1.6	3.4	36.4	1.6	0.1	7.9	5.0	122.0
	4	0.1	40.0	17.3	61.0	1 496.7	0.3	5 756.7	0.7	16.9	1.0	4.6	23.4	1.2	0.1	7.3	5.0	157.0
NAT3 HUNTERSFIELD	1	0.3	42.0	35.3	58.0	13 366.7	0.3	23 033.3	1.1	13.9	2.1	3.8	27.0	0.4	0.1	7.6	10.3	155.7
	2	1.5	36.7	49.0	54.0	32 000.0	0.3	79 333.3	1.2	12.7	1.5	2.4	28.8	0.4	0.1	7.7	27.3	169.0
	3	1.1	34.7	61.0	61.7	223 333.3	0.4	563 333.3	2.3	25.8	1.8	2.2	43.4	0.2	0.1	7.1	24.3	190.0
	4	0.4	40.0	37.3	60.3	41 466.7	0.3	56 466.7	0.6	14.5	0.9	4.0	25.7	1.0	0.1	7.4	13.0	133.3
NAT4 VOSLOORUS EXT 32	1		45.0	27.3	89.3	27.0	0.2	39.3	0.1	27.0	0.5	0.4	30.9	5.4	0.2	8.0	7.7	159.0
	2		55.3	20.3	94.7	3 083.3	0.3	3 120.0	0.6	33.1	0.9	0.4	37.7	4.0	0.1	7.9	19.7	276.0
	3		42.3	6.7	102.3	1 716.7	0.3	3 393.7	0.1	41.0	0.2	0.3	38.8	3.4	0.1	7.3	5.0	368.3
	4		54.0	5.0	100.3	27.0	0.3	45.7	0.1	50.9	0.2	0.4	56.6	4.2	0.1	7.3	11.0	439.3
NAT5 MOLELEKI X1	1		98.3	33.3	123.0	38.7	0.3	42.0	0.4	26.1	0.7	4.7	66.5	4.5	0.2	7.7	12.7	351.0
	2		68.0	35.0	120.7	2 391.3	0.4	2 412.3	0.6	29.2	0.6	2.9	71.3	4.4	0.2	7.7	16.7	413.0
	3		67.3	12.0	111.0	740.7	0.4	3 106.7	0.6	32.4	0.3	2.1	54.4	2.0	0.2	7.3	9.3	294.0

Quarter 1: 2014/07/01 - 2014/09/30
 Quarter 3: 2015/01/01 - 2015/03/31





Quarter 2: 2014/10/01 - 2014/12/31
 Quarter 4: 2015/04/01 - 2015/06/30

Ideal
 Tolerable
 Acceptable
 Unacceptable

SAMPLE POINT	QUARTER	ELEMENT																
		AL	CHLORIDE	COD	CONDUCTIVITY	ECOLI	F	FCOLI	FE	MG	MN	N	NA	NOX	P	PH	SS	SULPHATES
NAT5 MOLELEKI X1	4		82.0	28.7	116.0	71.3	0.3	71.3	0.3	43.9	0.3	3.2	79.0	3.7	0.1	7.3	16.3	616.5
NAT6 R550	1	1.8	91.7	34.0	117.7	627.7	0.3	864.7	0.6	27.7	0.4	2.3	66.5	4.8	0.2	8.0	13.7	324.0
	2	0.6	68.3	33.0	110.7	2 523.3	0.3	2 710.0	1.0	25.9	0.5	2.3	71.2	5.7	0.2	7.9	35.0	380.7
	3	0.6	68.0	15.7	109.7	4 520.0	0.4	6 490.0	0.8	90.6	0.4	1.4	65.2	3.4	0.2	7.2	16.7	383.3
	4	0.2	79.0	17.0	158.0	510.3	0.3	853.0	0.4	28.8	0.3	2.2	63.5	5.7	0.1	7.5	13.0	547.0

Quarter 1: 2014/07/01 - 2014/09/30
 Quarter 3: 2015/01/01 - 2015/03/31

Quarter 2: 2014/10/01 - 2014/12/31
 Quarter 4: 2015/04/01 - 2015/06/30

	Ideal		Acceptable
	Tolerable		Unacceptable