



EKURHULENI METROPOLITAN MUNICIPALITY

Quarterly Water Quality Status of the KLIPRIVIER Catchment

As on 2014/05/05

SAMPLE POINT	QUARTER	ELEMENT																	
		AL	CHLORIDE	COD	CONDUCTIVITY	ECOLI	F	FCOLI	FE	MG	MN	N	NA	NOX	P	PH	SS	SULPHATES	
D1 CINDERELLA DAM OUTFLOW	1	22.3	12.7	35.7			0.3	1 136.3	0.3	7.7	0.5	0.3	16.2	0.8	0.1	7.2	5.0	83.3	
	2	28.0	9.0	46.0			0.4	20.3	0.2	14.1	0.4	1.2	30.2	0.7	0.1	7.9	5.0	118.7	
	3	28.7	10.7	42.7		730.0	0.3	826.7	0.2	10.2	0.3	0.4	22.5	0.7	0.1	7.7	5.0	97.0	
	4	28.7	6.7	49.0		486.7	0.3	2 296.7	0.3	16.5	1.8	1.2	26.7	1.0	0.1	7.3	5.0	119.0	
D2 DIXIE SPRUIT	1	0.1	38.0	10.0	72.7		0.4	120.3	0.2	23.7	0.1	0.1	28.4	0.4	0.1	7.3	5.0	244.3	
	2	0.1	49.7	5.0	100.7		0.3	141.0	0.1	40.5	0.0	0.1	44.7	0.5	0.1	7.6	5.0	358.3	
	3	0.1	41.7	6.7	78.7		1 400.0	0.3	883.3	0.1	23.2	0.0	1.2	35.3	0.8	0.1	7.5	5.0	231.7
	4	0.1	31.0	8.7	62.7		370.0	0.3	756.7	0.3	21.0	0.4	0.9	35.7	1.1	0.1	7.6	8.3	173.3
E1 TEDSTONEVILLE EXT 1	1		53.0	219.5	141.5		0.3	466 250.0	27.7	24.5	3.1	9.9	121.3	29.4	0.6	7.2	313.3	488.8	
	2		59.3	13.0	169.7		0.3	2 133.3	2.7	17.1	2.1	10.2	108.0	1.6	0.1	7.8	32.0	751.3	
	3		75.7	194.7	145.3	16 000.0	0.3	1 670 033.4	28.7	18.0	2.4	11.5	68.0	7.7	1.2	7.5	67.0	569.0	
	4		43.3	87.0	86.0		0.3	373 333.3	4.5	18.1	1.0	8.4	43.8	0.5	0.3	7.5	104.3	252.3	
E2 BRUG STR ELSBURG	1		40.0	52.7	102.0		0.3	303 333.3	4.2	17.3	1.7	6.6	43.3	1.0	0.1	7.3	118.0	497.7	
	2		48.0	47.7	114.3		0.3	256 666.7	1.3	19.5	1.8	8.7	60.5	1.2	0.1	7.5	24.7	421.7	
	3		50.0	60.0	123.7	100 000.0	0.3	456 666.7	2.2	15.0	1.8	10.2	54.3	0.9	0.1	7.6	40.7	476.3	
	4		46.3	93.3	77.3	940 000.0	0.3	2 103 333.3	3.9	12.1	1.0	8.4	34.1	0.3	0.4	7.3	70.3	242.3	
E3 NIEMAND STR W/VILLE	1	1.0	65.0	38.3	91.0		0.3	12 296.7	3.3	16.6	1.0	2.7	51.7	5.5	0.1	7.5	53.0	263.3	
	2	0.2	85.3	58.0	106.7		0.3	2 617.0	1.6	18.2	1.0	4.7	77.5	3.1	0.1	7.8	19.0	277.3	
	3	1.0	46.3	48.7	103.7	3 900.0	0.3	75 333.3	2.7	18.5	1.4	6.1	53.9	0.9	0.1	7.7	91.7	364.3	
	4	0.8	37.0	14.7	67.7	15 333.3	0.4	35 666.7	2.0	14.0	1.2	2.0	37.3	1.5	0.1	7.4	31.0	178.0	
E4 NEDERVEEN STR W/VILLE	1	0.2	55.7	30.3	89.3	10 966.7	0.4	16 633.3	1.1	18.1	1.4	2.9	52.5	0.4	0.3	7.7	20.0	254.3	
	2	0.2	84.5	46.3	103.3	2 600.0	0.4	3 700.0	0.9	17.7	1.8	3.4	87.2	0.3	0.3	7.7	15.3	227.7	
	3	0.2	64.0	58.7	94.7	5 966.7	0.4	22 400.0	0.5	18.8	2.2	3.9	69.2	0.1	0.3	7.3	9.3	229.3	
	4	0.2	57.7	30.7	76.3	2 140.0	0.3	3 476.7	1.0	16.3	1.1	5.3	38.7	0.8	0.3	7.5	28.0	142.7	
NAT1 ALBERTON NORTH	1																		
	2	1.0	66.0	30.5	93.5		0.3	2 070.0	2.3	19.3	3.5	7.9	39.8	0.8	0.1	7.8	18.5	321.5	
	3	0.8	62.3	22.3	71.7	37 000.0	0.3	38 446.7	1.2	16.0	2.5	5.3	36.2	0.6	0.1	7.3	13.0	167.7	
	4	0.4	39.7	24.0	61.0	7 720.0	0.3	11 778.0	1.4	12.6	2.7	2.5	20.7	1.1	0.2	7.0	10.0	184.7	
NAT2 HEDELBURG RD	1	0.2	45.3	30.3	70.3		0.3	9 433.3	1.1	19.8	3.2	2.5	27.8	1.7	0.1	7.6	12.7	225.0	
	2	1.1	63.0	11.3	93.7		0.3	1 656.7	2.5	20.1	3.7	7.9	39.6	0.8	0.1	7.7	12.0	307.3	
	3	0.3	37.0	28.5	67.5	31 700.0	0.3	48 900.0	0.9	15.5	2.6	6.7	36.3	0.7	0.1	7.1	5.0	206.0	
	4	0.2	38.7	29.0	59.7	9 733.3	0.3	26 836.7	0.7	11.6	2.3	2.2	20.8	1.1	0.2	7.4	8.3	170.7	
NAT3 HUNTERSFIELD	1	0.2	49.7	27.3	73.0		0.3	17 066.7	1.9	26.4	3.6	3.7	49.3	0.5	0.2	7.4	19.7	222.7	
	2	1.0	54.7	136.0	81.7		0.3	60 400.0	2.9	17.0	2.4	12.3	53.0	0.1	1.1	7.3	34.7	211.7	
	3	0.4	51.0	269.0	77.3	6 000.0	0.3	1 380 666.6	2.1	16.4	1.5	4.3	79.0	1.5	0.2	7.1	27.7	130.3	
	4	0.3	46.0	51.0	66.3	35 000.0	0.3	147 000.0	0.8	18.5	1.3	2.5	33.8	0.3	0.3	7.5	14.0	201.3	
NAT4 VOSLOORUS EXT 32	1		38.3	11.7	77.7		0.2	40.3	0.1	31.3	0.1	0.1	24.1	4.8	0.1	7.7	6.7	122.3	
	2		52.3	21.3	68.7		0.3	35.0	0.1	34.8	0.2	8.8	36.9	4.3	2.1	7.9	5.0	210.0	
	3		38.0	14.7	77.3	252.0	0.3	386.7	0.2	36.8	0.1	2.8	44.5	2.0	0.1	7.7	5.0	138.7	
	4		40.3	17.7	74.3	61.3	0.3	84.3	0.1	28.9	0.1	0.2	27.0	6.2	0.1	7.6	5.0	105.7	
NAT5 MOLELEKI X1	1		91.0	26.3	78.0		0.2	3.7	0.3	14.9	0.2	3.8	54.8	2.6	0.3	7.5	21.0	233.3	
	2		93.0	27.7	80.3		0.3	72.3	0.4	14.2	0.7	11.7	88.7	2.3	1.4	7.9	5.0	163.7	
	3		62.3	29.3	71.0	2 775.0	0.4	3 415.7	1.5	12.8	0.6	2.3	67.4	1.6	0.3	7.6	5.0	111.7	

Quarter 1: 2013/04/01 - 2013/06/30
 Quarter 3: 2013/10/01 - 2013/12/31





Quarter 2: 2013/07/01 - 2013/09/30
 Quarter 4: 2014/01/01 - 2014/03/31

Ideal
 Tolerable
 Acceptable
 Unacceptable

SAMPLE POINT	QUARTER	ELEMENT																
		AL	CHLORIDE	COD	CONDUCTIVITY	ECOLI	F	FCOLI	FE	MG	MN	N	NA	NOX	P	PH	SS	SULPHATES
NAT5 MOLELEKI X1	4		65.0	32.7	68.3	110.0	0.3	165.0	0.2	12.8	0.2	1.4	45.9	2.3	0.1	7.7	5.0	105.0
NAT6 R550	1	0.1	55.3	26.7	76.3		0.3	19.3	0.3	17.9	0.2	2.7	64.9	4.7	0.1	7.3	5.0	132.0
	2	0.1	69.3	28.7	79.3		0.4	106.3	0.3	14.8	0.4	10.2	79.5	3.8	1.1	7.9	5.0	104.7
	3	0.2	60.3	27.7	69.3	6 635.0	0.4	17 480.0	0.4	10.1	0.4	1.7	51.1	2.4	0.1	7.7	5.0	104.0
	4	0.1	61.3	27.3	67.7	313.3	0.3	530.0	0.3	13.8	0.2	0.8	42.5	4.0	0.1	7.8	5.0	101.0

Quarter 1: 2013/04/01 - 2013/06/30
 Quarter 3: 2013/10/01 - 2013/12/31

Quarter 2: 2013/07/01 - 2013/09/30
 Quarter 4: 2014/01/01 - 2014/03/31

	Ideal		Acceptable
	Tolerable		Unacceptable