

Sample Points	Sample Point Description	Quarter	Ammonia	Chemical Oxygen Demand	Chloride	Conductivity	Fluoride	M-Alkalinity	Nitrate	pH	Phosphate	Sulphate
WAW	Winkelhaakspruit @ Secunda 26° 31.204'S 29° 4.298'E	1	3.06	40	97	78	0.82	200	4.19	7.6	0.94	86
		2	3.25	39	70	75	0.98	200	2.00	7.5	2.15	76
		3	12.02	48	83	74	1.61	218	<0.50	7.8	2.25	81
		4	13.63	33	74	86	1.78	290	0.58	7.6	4.40	62
WAT	Kleinspruit @ Secunda 26° 33.162'S 29° 4.972'E	1	2.70	28	61	63	0.97	136	2.93	7.4	0.96	97
		2	0.90	24	46	59	0.86	153	1.19	7.7	<0.25	81
		3	1.60	31	53	65	0.97	163	1.36	8.0	0.68	83
		4	5.55	10	52	67	1.01	182	0.53	7.6	0.93	85
WAR	Waterval River @ Roodebank 26° 37.675'S 29° 1.472'E	1	2.00	31	56	42	0.81	94	2.60	7.2	0.51	89
		2	8.65	41	64	70	0.88	203	<0.50	7.5	1.55	73
		3	9.00	12	70	73	1.00	212	<0.50	7.7	1.25	76
		4	5.43	19	59	76	1.09	248	0.58	7.9	1.83	69
WAE	Waterval River @ Elandsplaagte 26° 51.499'S 28° 53.396'E	1	0.25	27	33	40	0.63	99	1.60	7.6	<0.25	59
		2	0.02	24	72	69	0.90	170	<0.50	7.9	<0.25	91
		3	0.15	27	74	62	0.90	188	1.00	8.0	0.39	80
		4										
WATERVAL_VAAL	Waterval near confluence with Vaal River 26° 57.579'S 28° 44.689'E	1	0.60	23	43	41	0.65	86	1.30	7.5	<0.25	59
		2	0.12	24	56	57	0.85	145	<0.50	8.1	<0.25	69
		3	0.59	22	91	84	0.99	202	<0.50	8.1	0.26	101
		4										

Key

WAE	Waterval River @ Elandsplaagte 26° 51.499'S 28° 53.396'E	1	0.25	- 1 Jan to 31 Mar 2019
		2	0.02	- 1 Apr to 30 Jun 2019
		3	0.15	- 1 Jul to 30 Sept 2019
		4		- 1 Oct to 31 Dec 2019

Water Quality Guidelines

	- Ideal
	- Acceptable
	- Tolerable
	- Unacceptable



Sewage Works Compliance (where applicable) to General Standard (GN 1191 Oct 1999)

Sample Points	Sample Point Description	Quarter	Ammonia	Chemical Oxygen Demand	Chloride	Conductivity	Faecal coliforms	Fluoride	M-Alkalinity	Nitrate	pH	Phosphate	Sulphate
S-EVAN_W	Evander Sewage Works 26° 29.633'S 29° 6.950'E	1	16.33	56	41	72	2 245 367	0.81	213	3.70	7.4	2.83	57
		2	12.67	76	46	67	97 633	1.06	183	7.20	7.7	2.03	64
		3	17.23	92	50	71	1 724 867	1.06	212	2.70	7.6	2.80	63
		4	4.57	44	72	89	840 333	1.49	272	0.53	7.3	2.11	83
S-SEC_LOC	Embalenhle Sewage Works 26° 33.414'S 29° 4.292'E	5	16.00	54	56	87	2 370	0.87	243	1.10	7.4	5.20	90
		6	22.00	113	66	84	1 517	1.00	223	0.68	7.7	3.40	86
		7	31.50	248	71	108	1 010	1.48	160	<0.5	7.3	4.25	86
		8	32.00	257	67	108	141 010	1.83	383	<0.5	7.4	4.77	88

Key

Water Quality Guidelines

S-EVAN_W	Evander Sewage Works 26° 29.633'S 29° 6.950'E	1	16.33	- 1 Jan to 31 Mar 2019
		2	12.67	- 1 Apr to 30 Jun 2019
		3	17.23	- 1 Jul to 30 Sept 2019
		4	4.57	- 1 Oct to 31 Dec 2019

	- Acceptable
	- Unacceptable



Applicable Water Quality Standards for final effluent discharge from Secunda Sewage Works (as per DWS licence)

Sample Points	Sample Point Description	Quarter	Ammonia	Chemical Oxygen Demand	Chloride	Conductivity	Faecal coliforms	Fluoride	M-Alkalinity	Nitrate	pH	Phosphate	Sulphate
S-SEC_SEW	Secunda Sewage Works 26° 32.262'S 29° 8.520'E	1	0.32	20	36	62	836	0.53	158	1.96	7.6	0.26	54
		2	11.65	23	60	60	35	0.81	115	3.40	7.2	1.94	72
		3	6.27	29	66	61	770 004	0.81	113	2.70	7.2	0.90	70
		4	0.58	36	70	62	612	0.92	118	0.54	7.4	3.38	72

Key

Water Quality Guidelines

S-SEC_SEW	Secunda Sewage Works 26° 32.262'S 29° 8.520'E	1	0.32	- 1 Jan to 31 Mar 2019
		2	11.65	- 1 Apr to 30 Jun 2019
		3	6.27	- 1 Jul to 30 Sept 2019
		4	0.58	- 1 Oct to 31 Dec 2019

	- Acceptable
	- Unacceptable

In-stream Water Quality Guidelines for the Waterval Catchment

Variables	Measured as	Ideal Catchment Background	Acceptable Management Target	Tolerable Interim Target	Unacceptable
Physical					
Conductivity	mS/m	< 10	10 - 30	30 - 45	> 45
pH	pH units	6.5 - 8.5			< 6.5; > 8.5
Organic					
Chemical Oxygen Demand (COD)	mg/l	< 10	10 - 15	15 - 20	> 20
Macro Elements					
Ammonia (NH ₄)	mg/l	< 0.2	0.2 - 0.5	0.5 - 1.0	> 1.0
Chloride (Cl)	mg/l	< 25	25 - 50	50 - 75	> 75
Fluoride (F)	mg/l	< 0.05	0.05 - 0.20	0.2 - 0.4	> 0.4
Alkalinity	CaCO ₃ mg/l	< 40	40 - 75	75 - 120	> 120
Nitrate (NO ₃)	mg/l	< 0.1	0.1 - 0.2	0.2 - 0.3	> 0.3
Phosphate (PO ₄)	mg/l	< 0.05	0.05 - 0.25	0.25 - 0.50	> 0.50
Sulphate (SO ₄)	mg/l	< 20	20 - 45	45 - 70	> 70
Bacteriological					
<i>E.coli</i>	counts/100ml	< 10	10 - 60	60 - 120	> 120
<i>Faecal coliforms</i>	counts/100ml		< 126	126 - 1,000	> 1,000

* Applicable Water Quality Standards for final effluent discharge from Sewage Works (as per DWS licence)

Variables	Measured as	Acceptable Management Target	Unacceptable
Physical			
Conductivity	mS/m	<= 70	> 70
pH	pH units	5.5 - 9.5	< 5.5; > 9.5
Organic			
Chemical Oxygen Demand (COD)**	mg/l	<= 75	> 75
Macro Elements			
Ammonia (NH ₄)	mg/l	<= 6	> 6
Fluoride (F)	mg/l	<= 1	> 1
Nitrate (NO ₃)	mg/l	<= 15	> 15
Phosphate (PO ₄)	mg/l	<= 10	> 10
Bacteriological			
<i>Faecal coliforms</i>	counts/100ml	0	> 0

Sewage Works Compliance to General Standard (GN 1191 Oct 1999)

Variables	Measured as	Acceptable Management Target	Unacceptable
Physical			
Conductivity	mS/m	< 150	>= 150
pH	pH units	5.5 - 9.5	< 5.5; > 9.5
Organic			
Chemical Oxygen Demand (COD)**	mg/l	< 75	>= 75
Macro Elements			
Ammonia (NH ₄)	mg/l	< 3	>= 3
Fluoride (F)	mg/l	< 1	>= 1
Nitrate (NO ₃)	mg/l	< 15	>= 15
Phosphate (PO ₄)	mg/l	< 10	>= 10
Bacteriological			
<i>Faecal coliforms</i>	counts/100ml	< 1000	>= 1000

**After removal of algae

Visit <http://www.reservoir.co.za/>
to find the water quality status
report and forum dates